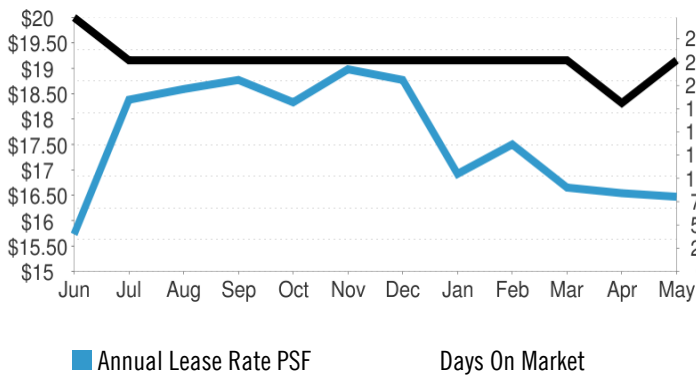


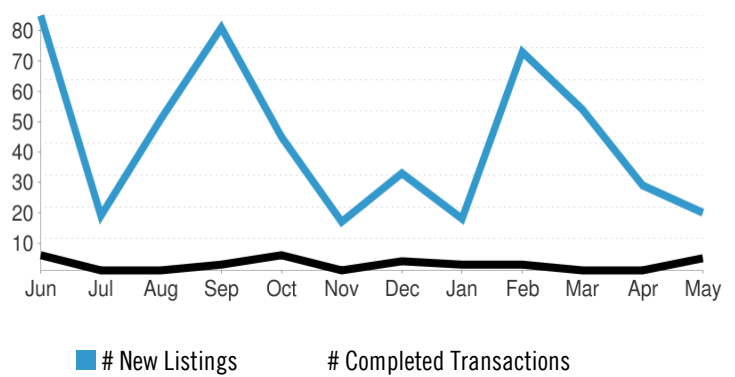
Covington, LA Office Summary

97 Active Listings	482,880.0 SF Available	\$17.57 PSF Annual Lease Rate	- Below List	- Days on Market
------------------------------	----------------------------------	---	------------------------	----------------------------


Days On Market & Lease Rate



New Listings & Completed Transactions



This Month	Last Month	3 Month Average	12 Month Average	Trend
35 Sale Listings	34	34	34	
62 Lease Listings	74	67	63	
220,430 SF For Sale	215,307 SF	283,600 SF	281,488 SF	
246,780 SF For Lease	265,451 SF	245,707 SF	237,484 SF	
2 Leased	5	3	3	
- Sold	-	1	2	
\$17.57 PSF Asking Lease	\$16.47 PSF	\$16.56 PSF	\$17.64 PSF	
\$15.90 PSF Actual Lease	\$15 PSF	\$13.73 PSF	\$11.98 PSF	

\$139.48 PSF Asking Sale	\$140.06 PSF	\$127.59 PSF	\$127.08 PSF	
- Actual Sale	-	\$118.30 PSF	\$114.05 PSF	
- Below List	-	5.4%	11.2%	
- Days on Market	-	181	227	

- **Frequency:** Statistics are compiled at the beginning of each month.
- **Reliability:** The quality of the data will vary based on many factors, including whether or not your CIE verifies the data on an ongoing basis. Statistics based on larger numbers of listings (as indicated by the "Listings" column) are generally more trustworthy.
- **Accuracy:** We make all attempts to normalize these stats, but make no guarantees about their accuracy. Outliers (extremely high or low values) are excluded from calculations.
- **Counts:** Listing and Transaction counts reflect the number of records with price and size information within valid ranges. The actual counts of all records in the CIE are larger.
- **Weighted Averages:** Price averages are weighed using the square footage available.
- **Direct:** Lease statistics are direct (exclude subleases).
- **Below List:** Reflects the average percent difference between the original listed price and the final transaction price.
- **Net Absorption:** We calculate absorption using a 90 day period.
- **Locations:** We only allow filters for locations with at least 100 active listings.

Disclaimer: All statistics on this page have been gathered from user-loaded listings and user-reported transactions. We have not verified accuracy and make no guarantees. By using the information provided on this page, the user acknowledges that the data may contain errors or other nonconformities. You and/or your client should diligently and independently verify the specifics of the information that you are using.

Statistics courtesy of:
Mauti Meredith Scoggin Properties

Powered By  CATALYST