

St. Tammany Parish

Ten Year

Economic Summary

1997 - 2007

St. Tammany
EDDF
ECONOMIC DEVELOPMENT FOUNDATION

St. Tammany Economic Development Foundation

21489 Koop Drive, Suite 7

Mandeville, LA 70471

Ph: (985) 809.7874

Fax: (985) 809.7596

www.stedf.org

info@stedf.org

St. Tammany Parish Ten Year Economic Indicators

Economic Indicators	1997	1998	1999	2000	2001	2002	2003	2004	2005	2006	2007	2007/2006	2007/2002
	Compare												
Population (a)(b)(1)	173,841	179,466	185,273	191,268	193,466	201,462	202,203	210,296	220,295	226,625	230,846	1.9%	14.6%
St. Tammany Parish	25,200	25,364	25,529	25,695	26,086	27,563	28,237	26,845	26,840	n.a.	n.a.	0.0%	0.0%
Slidell	8,226	8,311	8,397	8,483	8,548	8,702	8,702	8,882	9,347	n.a.	n.a.	0.0%	0.0%
Covington	9,316	9,691	10,082	10,489	10,653	10,714	10,714	11,511	11,632	n.a.	n.a.	0.0%	0.0%
Mandeville													
Income													
Per Capita Income (\$) (c)	24,224	25,945	26,245	27,859	30,097	30,899	31,639	32,886	28,270	34,760	n.a.	23.0%	12.5%
Total Personal Income (\$000) (c)	4,377,083	4,896,536	5,063,841	5,358,891	5,898,786	6,234,985	6,565,576	7,027,647	6,214,212	7,794,222	n.a.	25.4%	25.0%
Median Fam. Inc. (\$) (a)(m)(4)	50,200	52,710	55,346	58,113	61,019	64,070	67,273	70,637	74,169	77,877	81,771	5.0%	27.6%
Median H.H. Inc. (\$) (a)(m)(4)	43,431	45,603	47,883	50,277	52,791	55,431	58,202	61,112	64,168	67,376	70,745	5.0%	27.6%
Total Covered Employment & Wages (e)													
Average Employment (Covered)	50,853	52,609	54,692	57,168	58,743	60,160	63,485	66,612	65,823	69,824	75,207	7.7%	25.0%
Total Wages (\$000) (Covered)	1,096,240	1,210,385	1,289,841	1,377,963	1,476,922	1,596,265	1,737,951	1,902,440	2,063,405	2,412,826	2,649,879	9.8%	66.0%
Average Annual Wage (\$) (1)	21,557	23,007	23,584	24,104	25,142	26,534	27,376	28,560	31,348	34,556	35,234	2.0%	32.8%
Unemployment Rate (%) (December)	3.9	3.1	2.5	3.5	4.5	4.4	4.5	3.9	4.2	3.4	2.8	-17.6%	-36.4%
Professional, Scientific & Technical Covered Employment & Wages													
Average Employment (Covered)	n.a.	n.a.	n.a.	n.a.	2,220	2,554	2,778	3,164	3,236	3,500	3,753	7.2%	46.9%
Total Annual Wages (\$000) (Covered)	n.a.	n.a.	n.a.	n.a.	77,498,026	92,113,154	105,075,764	133,233,463	137,756,589	162,911,727	181,738,119	11.6%	97.3%
Average Annual Wage (\$) (1)	n.a.	n.a.	n.a.	n.a.	34,909	36,066	37,824	42,109	42,570	46,546	48,425	4.0%	34.3%
Announced Investment (f)													
Announced Investment (\$000)	2,454	31,464	13,314	23,064	71,406	81,571	100,010	62,484	61,133	117,047	137,143	17.2%	68.1%
Expected New Permanent Jobs	38	210	413	172	257	989	1,135	906	594	3,320	1,088	-67.2%	10.0%
Building Permits													
Single Family Units Permits Issued (g)	1,599	1,605	1,745	1,629	1,912	2,060	2,455	2,920	2,255	2,238	1,310	-41.5%	-36.4%
Number Single Family Units (a)(m)(2)(*)	54,832	54,832	56,577	57,961	59,873	61,933	64,388	67,308	69,563	71,801	73,111	1.8%	18.0%
Commercial Units Permits Issued (g)	234	202	219	189	376	299	446	454	561	558	552	-1.1%	84.6%
Residential Housing Sales (h)													
Units Sold	2,954	3,114	3,182	3,138	3,274	3,286	3,916	4,071	6,506	6,464	3,045	-52.9%	-7.3%
Volume Sold (\$000)	417,927	454,326	471,829	482,582	513,523	547,254	677,118	745,918	1,368,837	1,444,603	757,235	-47.6%	38.4%
Average Sales Price (\$)	141,479	145,992	148,281	153,786	156,849	166,541	172,911	183,227	210,396	223,484	248,682	11.3%	49.3%
FDIC Commercial Bank Deposits (\$000) (j)													
St. Tammany Parish Deposits	1,310,244	1,370,996	1,441,444	1,602,054	1,843,915	1,996,522	2,231,591	2,390,264	2,702,105	4,374,521	4,484,832	2.5%	124.6%
State Deposits	42,634,771	44,286,473	44,782,852	46,444,471	48,579,901	49,757,255	52,625,735	55,171,416	57,069,067	71,902,742	72,979,532	1.5%	46.7%
Percent of State Deposits	3.07%	3.10%	3.22%	3.45%	3.80%	4.01%	4.24%	4.33%	4.73%	6.08%	6.15%	1.0%	53.2%
Number of Parish Banking Offices	59	59	57	60	63	64	67	71	76	84	93	10.7%	45.3%
Sales Tax Collections (\$) (k)	82,108,511	97,262,652	110,465,755	113,434,311	122,690,013	128,918,450	140,463,661	151,217,598	181,761,759	231,157,406	209,157,700	-9.5%	62.2%
Retail Sales (Estimate)(\$000) (m)(3)	1,721,352	2,039,049	2,315,844	2,378,078	2,572,118	2,719,200	2,944,700	3,170,200	3,810,500	4,846,067	4,384,900	-9.5%	61.3%
Number Business Establishments (p)	4,361	4,433	4,510	4,635	4,744	4,861	5,039	5,265	5,479	5,659	n.a.	3.3%	16.4%
New Incorporations (q)													
					1,390	1,660	1,702	2,287	2,611	2,988	2,266	-24.2%	36.5%

St. Tammany Parish Ten Year Economic Indicators

Economic Indicators	1997	1998	1999	2000	2001	2002	2003	2004	2005	2006	2007	2007/2006	2007/2002
	Compare												
Utilities (l)													
Electric Customers	83,480	86,358	89,428	92,054	94,679	97,568	100,679	104,655	101,829	105,945	109,696	3.5%	12.4%
Hotels													
Hotel Receipts (\$) (o)	15,707,636	18,020,273	19,409,598	19,926,589	18,973,249	20,732,457	21,516,531	22,242,307	25,669,593	38,137,744	33,644,447	-11.8%	62.3%
Net Occupancy Tax Collections (k)(5)	17	17	17	224,383	215,718	215,263	209,716	211,523	200,961	249,185	211,456	-15.1%	-1.8%
Number of Hotels (o)	17	17	17	17	20	23	24	24	24	23	23	0.0%	0.0%
Number Hotel Rooms (o)	1,429	1,429	1,429	1,429	1,601	1,801	1,892	1,892	1,847	1,788	1,647	-7.9%	-8.6%
U.S. Consumer Price Index/Inflation (n)													
Index (1982-1984 = 100)	160.5	163.0	166.6	172.2	177.1	179.9	184.0	188.9	195.3	201.6	207.1	---	---
Inflation Rate	1.6%	1.6%	2.2%	3.4%	2.8%	1.6%	2.3%	2.7%	3.4%	3.2%	2.7%	---	---
St. Tammany Consumer Price Index/Inflation (m)													
Index (2005 = 100)					101.1			101.1	105.1	114.0	120.4	---	---
Inflation Rate					4.0%			4.0%	8.5%	8.5%	5.6%	---	---
Cost of Living Index (Nov.) (s)													
St. Tammany Parish					96.1			95.6	101.3	99.6	99.6	---	---
St. Tammany Parish ACT Scores (d)													
		21.3	21.1	21.3	21.1	21.4	21.5	21.6	21.5	21.6	21.6	0.0%	0.9%

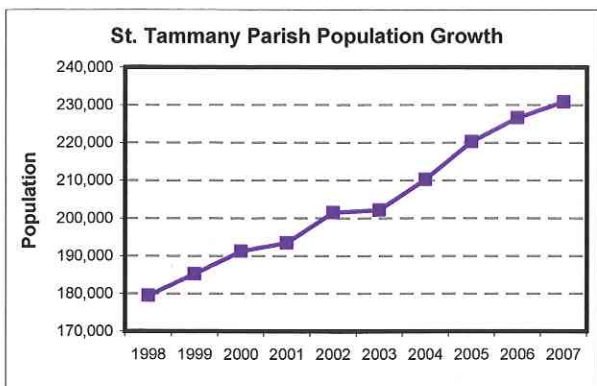
n.a. = data not available. Where data for 2007 is not yet available, percentage change is computed with the latest data year available.
 * 2005 - 2007 estimated number of houses may be overstated because the number of houses demolished, due to Katrina flooding are not known.

Notes and Explanations:
 (1) 1997 - 1997 and 2001 - 2007 are population estimates. Population below parish level not reported by U.S. Census starting in 2006.
 (2) Single family housing units 1997 - 1999 & 2001 - 2007 estimates based on building permits issued in the unincorporated area of parish. 2000 housing units were taken from the 2000 Census.
 (3) Retail sales estimates are based on an average local sales tax of 4.77% which is applied to the total sales tax collections.
 (4) 2000 and 2001 - 2007 median family and median household incomes are estimates.
 (5) Net occupancy tax collections established in April 1999 so full year not available.)

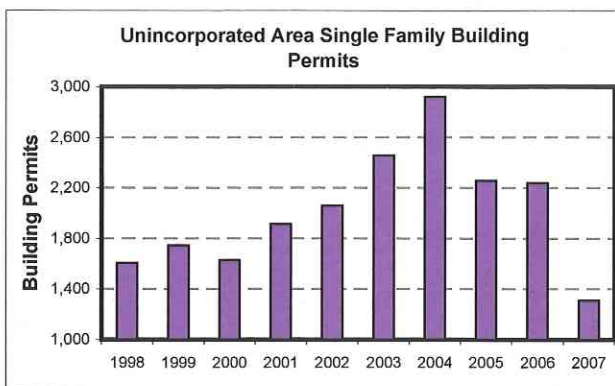
Sources:
 (a) U. S. Census. (b) Louisiana Tech University. (c) U. S. Bureau of Economic Analysis. (d) Louisiana Department of Education. (e) Louisiana Department of Labor. (f) Louisiana Department of Economic Development. (g) St. Tammany Parish Building Permit Office. (h) Gulf South Real Estate Information Network, Inc. (i) St. Tammany Parish Assessor's Office. (j) FDIC. (k) St. Tammany Sheriff's Office. (l) Washington-St. Tammany Electric Cooperative. CLECO. (m) Bolland Econometrics. (n) U.S. Department of Labor. (o) St. Tammany Parish Tourist and Convention Commission. (p) County Business Patterns, U.S. Census Bureau. (q) Louisiana Secretary of State. (s) ACCRA

About STEDF: STEDF is the lead economic development organization for St. Tammany Parish. The organization is charged with attracting new business and employment opportunities to St. Tammany Parish.

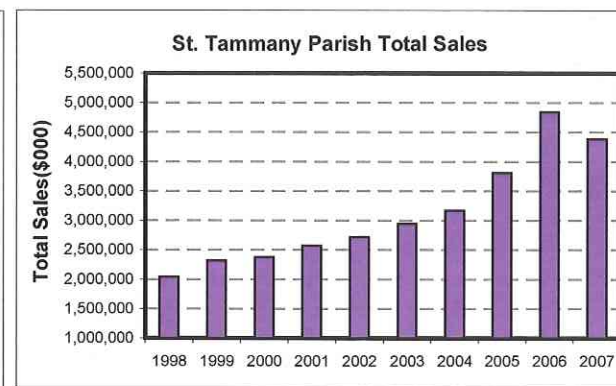
Ten Years At A Glance



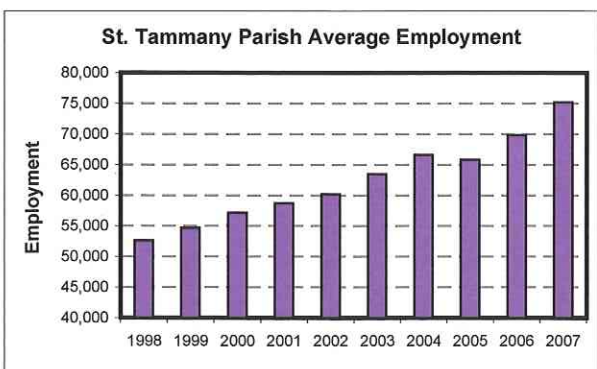
Source: U. S. Census, Louisiana Tech University



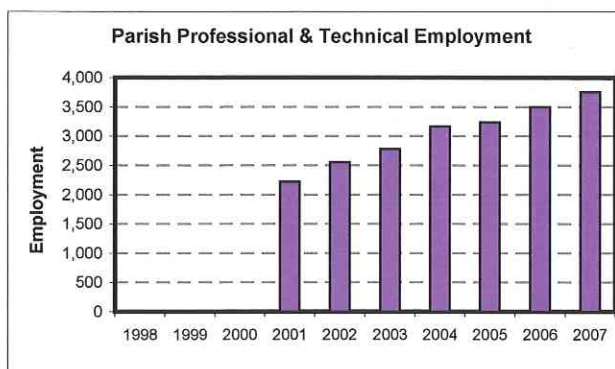
Source: St. Tammany Building Permit Office



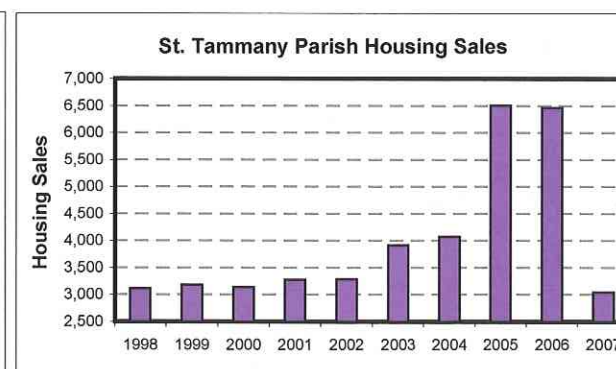
Source: St. Tammany Sheriff's Office



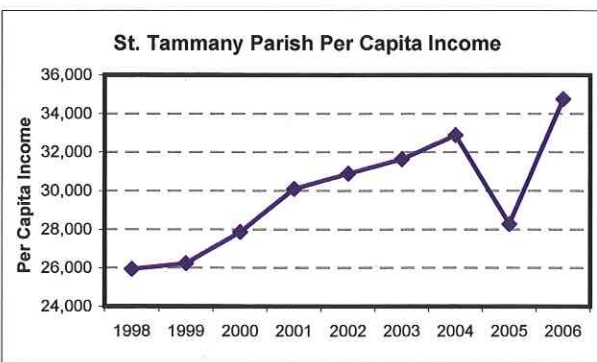
Source: LA Department of Labor



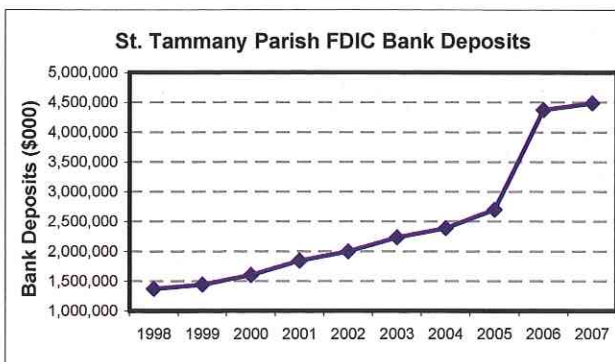
Source: LA Department of Labor



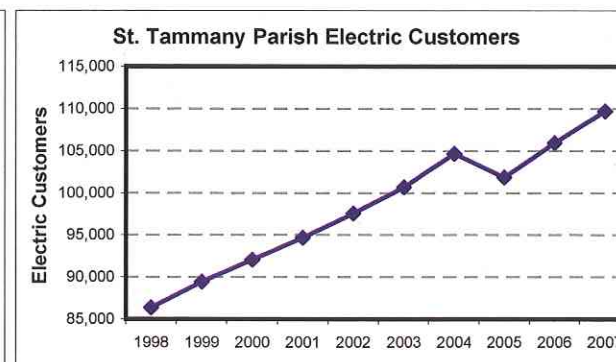
Source: Latter & Blum, Inc. through the Gulf South Real Estate Information Network



Source: U. S. Bureau of Economic Analysis



Source: FDIC



Source: CLECO and Washington-St. Tammany Electric Coop