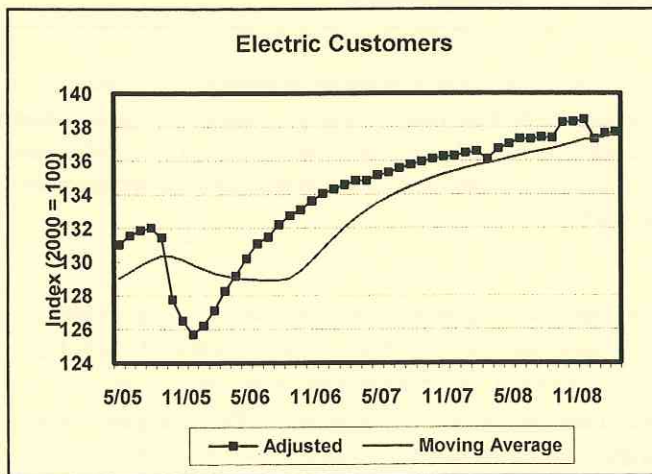
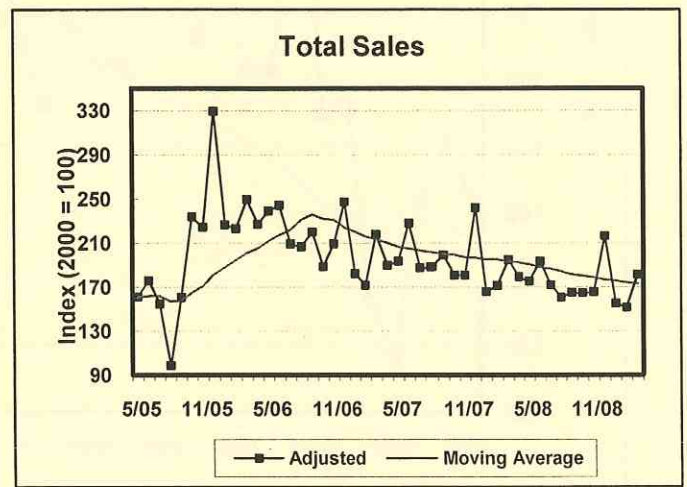
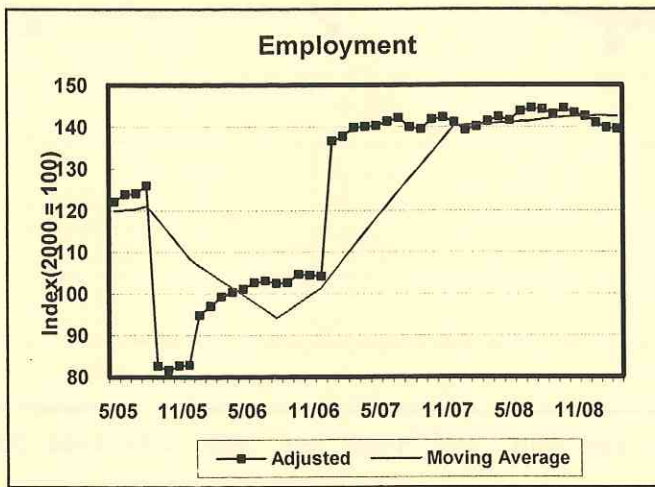
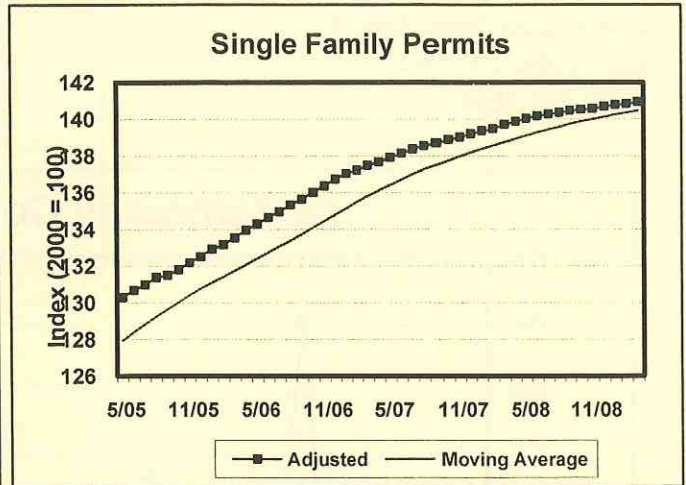
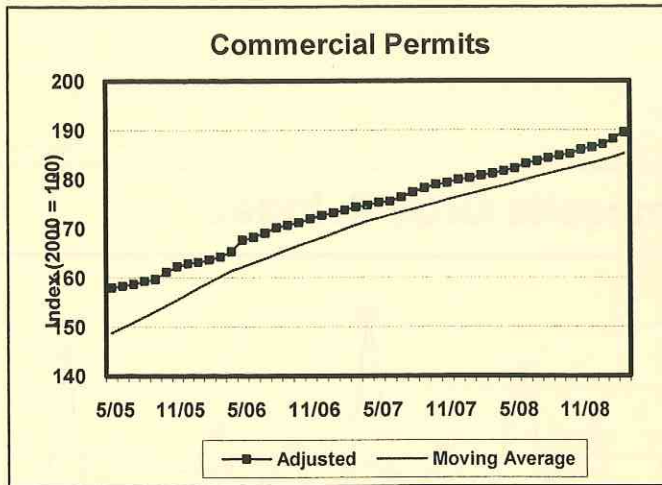
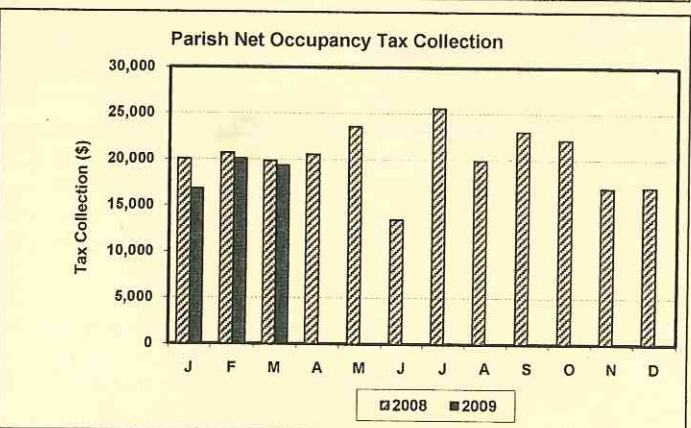
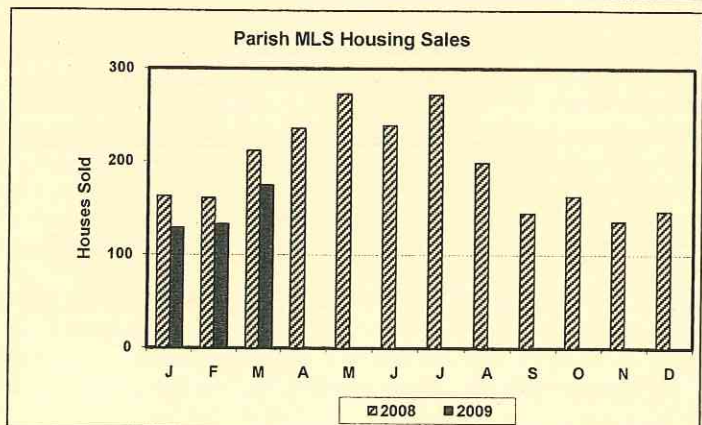
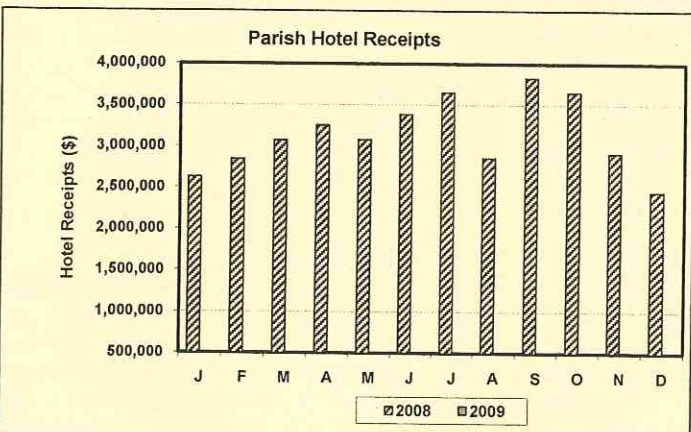
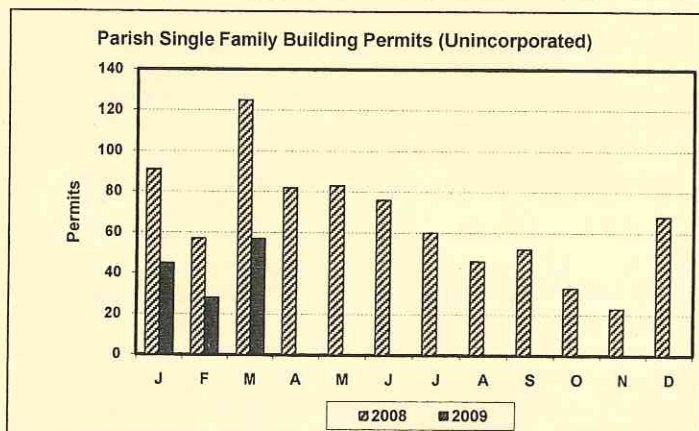
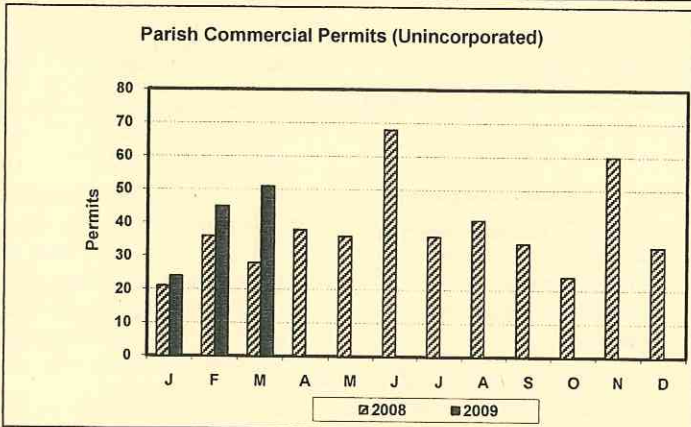
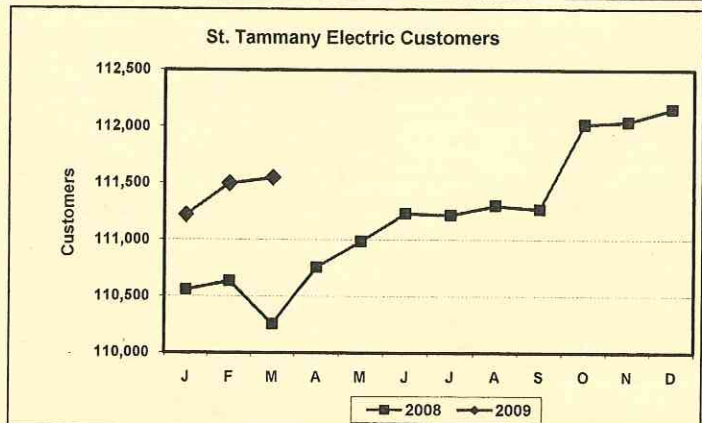
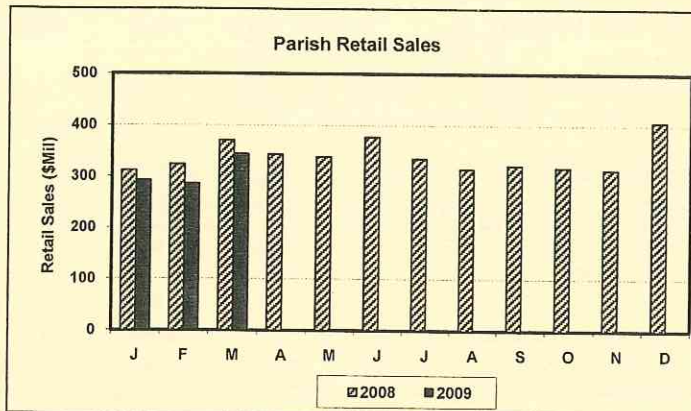
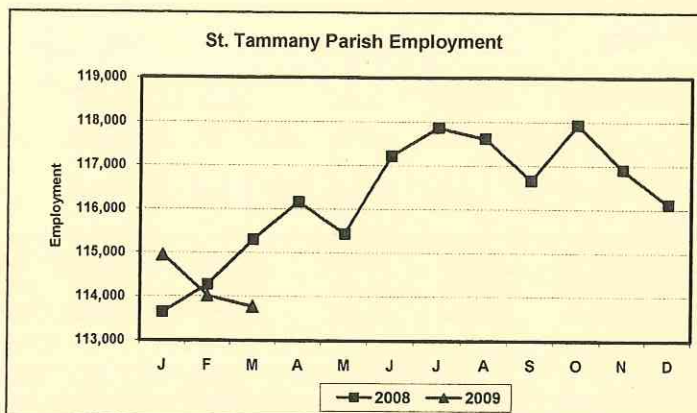


St. Tammany Economy At A Glance



Sources: St. Tammany Sheriff's Office; St. Tammany Parish Permit Office, Washington-St. Tammany Electric Co-op, CLECO, Louisiana Department of Labor, and St. Tammany Parish Tourist and Convention Commission. The ST. TAMMANY ECONOMIC GROWTH INDEX is developed by John C. Borland, CCR, Director of Borland Econometrics and published quarterly by the St. Tammany Economic Development Foundation. Correspondence should be addressed to: 21489 Koop Drive, Suite 7, Mandeville, LA 70471. Telephone: (985) 809-7874. Web: www.stedf.org. Copyright 2004. All rights reserved.

ST. TAMMANY PARISH ECONOMY AT A GLANCE



ECONOMIC INDICATORS

Economic Indicators	Units	1Q09	4Q08	% Change	1Q08	% Change	YTD 2009	YTD 2008	% Change
Retail Sales									
St. Tammany Parish Retail Sales (a)	\$Mil.	924.8	1,038.8	-11.0%	1,007.7	-8.2%	924.8	1,007.7	-8.2%
St. Tammany Parish Total Sales Tax (a)	\$	44,111,196	49,548,988	-11.0%	48,066,975	-8.2%	44,111,196	48,066,975	-8.2%
New Businesses (h)									
Total New Licenses	No.	633	533	18.8%	507	24.9%	633	507	24.9%
Non-Agricultural Employment (Revised)(b)									
Total Employment	* No.	114,246	116,989	-2.3%	114,402	-0.1%	342,739	114,402	199.6%
Unemployed	* No.	5,021	4,851	3.5%	3,460	45.1%	15,063	3,460	335.3%
Labor Force	* No.	119,267	121,840	-2.1%	117,862	1.2%	357,802	117,862	203.6%
Unemployment Rate (Revised)(b)									
St. Tammany Parish	*	4.2%	4.0%	5.7%	2.9%	43.4%	4.2%	2.9%	43.4%
Louisiana	*	5.4%	5.6%	-2.4%	4.5%	21.6%	5.4%	3.9%	38.1%
United States	*	8.2%	6.8%	21.1%	5.8%	42.4%	8.2%	5.1%	61.4%
Unemployment Insurance Claims by St. Tammany Resident (b)									
Number of Initial Claims	No.	421	352	19.6%	273	54.2%	421	273	54.2%
Construction: New Building Permits (Uncorporated Area) (c)									
New Single Family Units	No.	130	124	4.8%	273	-52.4%	130	273	-52.4%
New Commercial Units	No.	120	117	2.6%	85	41.2%	120	85	41.2%
Utilities -- Total Electric Accounts (d)	* No.	111,422	112,075	-0.6%	110,482	0.9%	111,422	110,482	0.9%
Real Estate (St. Tammany Parish)(e)									
Residential									
Total Sales Volume	\$000	104,124.0	102,846.7	1.2%	130,345.4	-20.1%	104,124.0	130,345.4	-20.1%
Number of Houses Sold	No.	437	446	-2.0%	536	-18.5%	437	536	-18.5%
Average Sales Price	* \$	238,270	230,598	3.3%	243,182	-2.0%	238,270	243,182	-2.0%
Apartment Rent (2 bedrooms, 1 1/2 or 2 Baths)(i)									
Average Apartment Rent, 12 complexes	* \$	1,212	1,152	5.2%	1,156	4.8%	1,212	1,156	4.8%
Announced Projects (f)									
Total Investment	\$000	7,130	0	N.A.	1,135,369	-99.4%	7,130	1,135,369	-99.4%
Estimated Permanent Jobs	No.	206	0	N.A.	180	14.4%	206	180	14.4%
Estimated Permanent Annual Payroll	\$	11,425,600	0	N.A.	6,180,000	84.9%	11,425,600	6,180,000	84.9%
Estimated Construction Jobs	No.	21	0	N.A.	2,745	-99.2%	21	2,745	-99.2%
New Projects	No.	2	0	N.A.	8	-75.0%	2	8	-75.0%
Expansion Projects	No.	1	0	N.A.	4	-75.0%	1	4	-75.0%
Total Projects	No.	3	0	N.A.	12	-75.0%	3	12	-75.0%
Hotel Receipts (g)	\$	N.A.	9,020,609	N.A.	8,545,864	N.A.	0	8,545,864	-100.0%
Net Occupancy Tax Collections for St. Tammany Events Center (a)									
Net Occupancy Tax Collections	\$	56,330	56,148	0.3%	60,599	-7.0%	56,330	60,599	-7.0%
Inflation Rate									
Southern Region of United States (j)									
Consumer Price Index	* No.	205.1	206.4		205.4		205.1	205.4	
Inflation Rate	*	-0.1%	1.7%		4.6%		-0.1%	2.5%	

* Year-to-date data is an average. N.A. = not available; n.a. = not applicable

Sources: (a) St. Tammany Sheriff's Office; (b) Louisiana Department of Labor; (c) St. Tammany Parish Building Permit Office; (d) Washington-St. Tammany Electric Co-op, CLECO; (e) Letter & Blum, Inc. Realtors through the Gulf South Real Estate Information Network, Inc. and may not represent all single family real estate transaction in St. Tammany Parish for reported periods; (f) Louisiana Department of Economic Development; (g) St. Tammany Parish Tourist and Convention Commission; (h) LA Secretary of State; (i) www.forrent.com, www.apartments.com; (j) U.S. Bureau of Labor Statistics

St. Tammany Economic Development Foundation Economic Trends Report 1st Quarter 2009

Presorted Standard
U.S. Postage
PAID
Custom Mailer

St. Tammany Economic Development Foundation
21489 Koop Drive, Suite 7
Mandeville, LA 70471